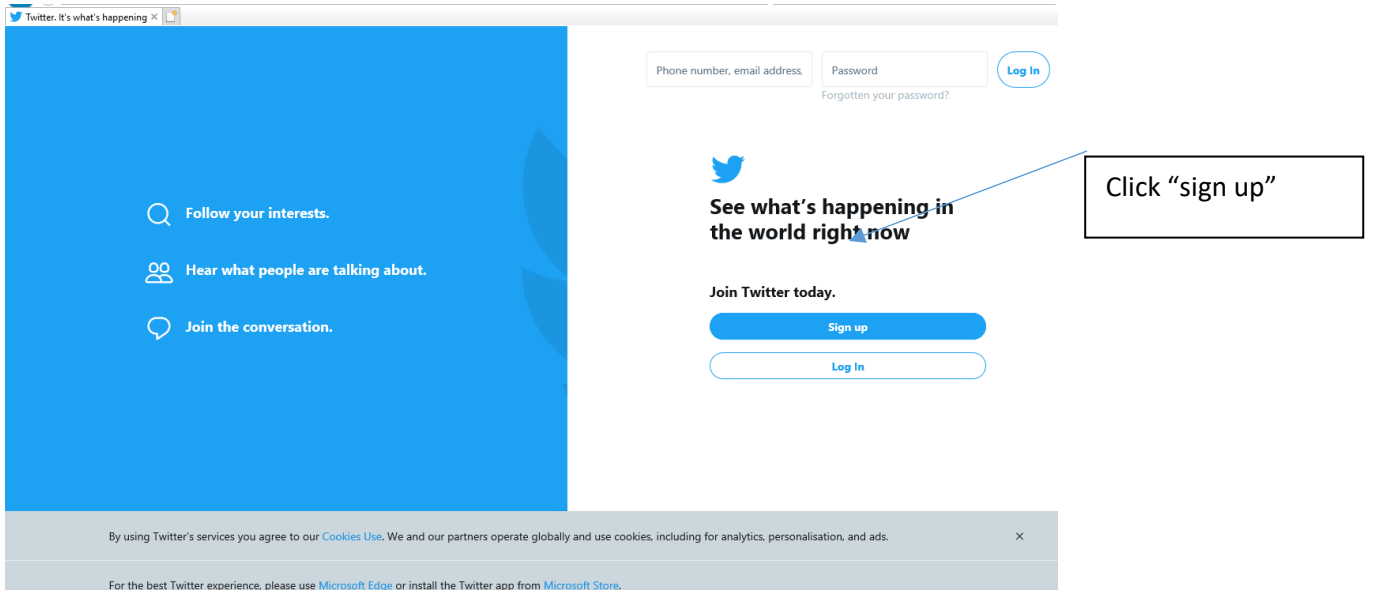
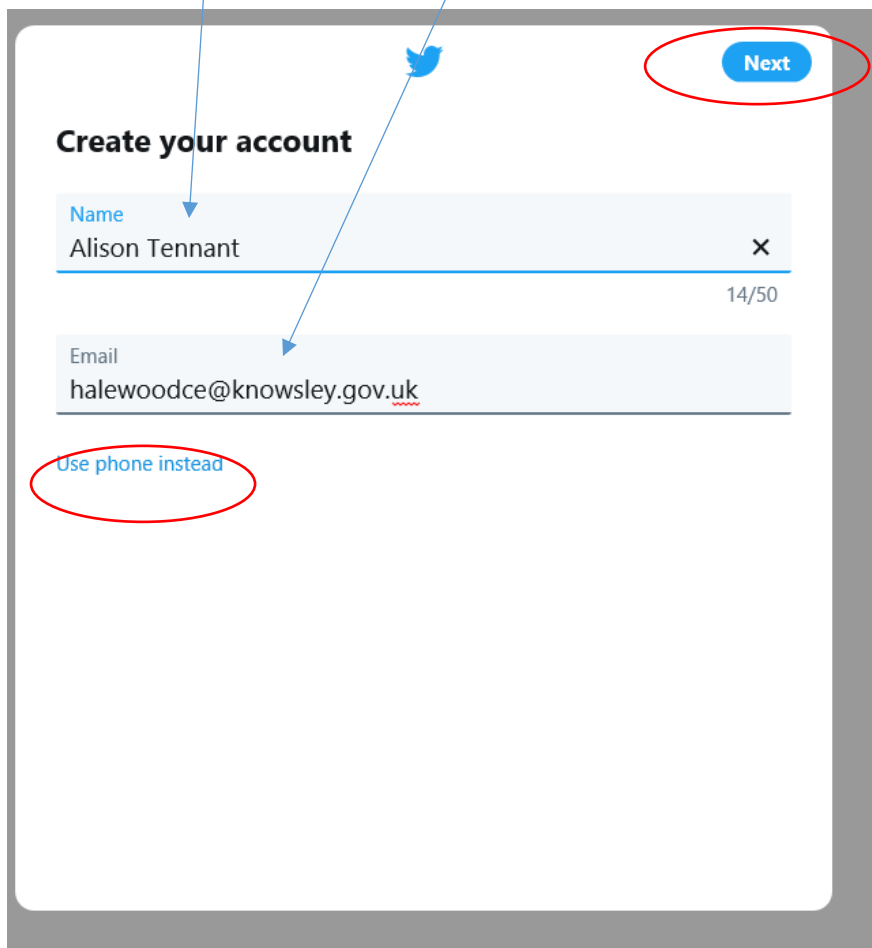


How to Set Up a Twitter Account.

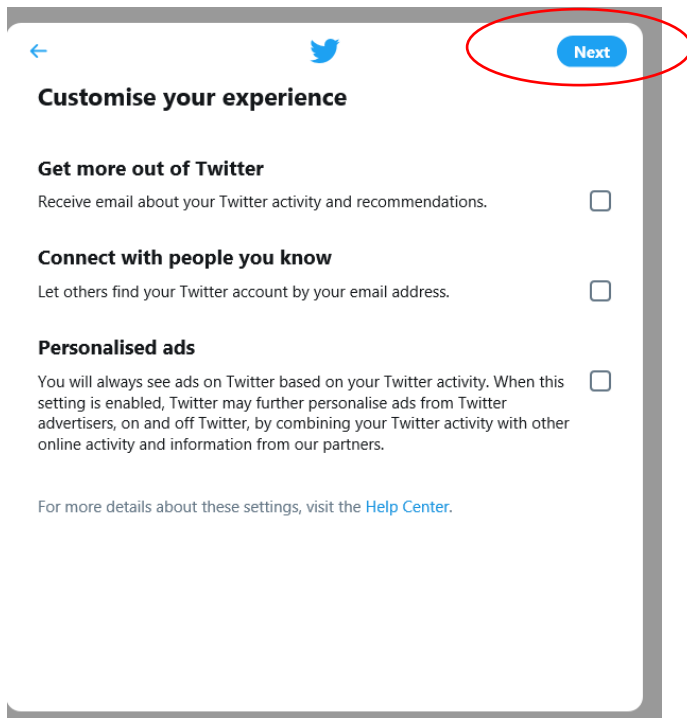
Open Twitter from your computer, phone, or tablet. <https://twitter.com/?lang=en-gb>




Type in your name and your phone number (you can switch to email as per the example below). Then click next



You will then be taken to the following screen – select the options you want, then click next



←  **Next**

Customise your experience

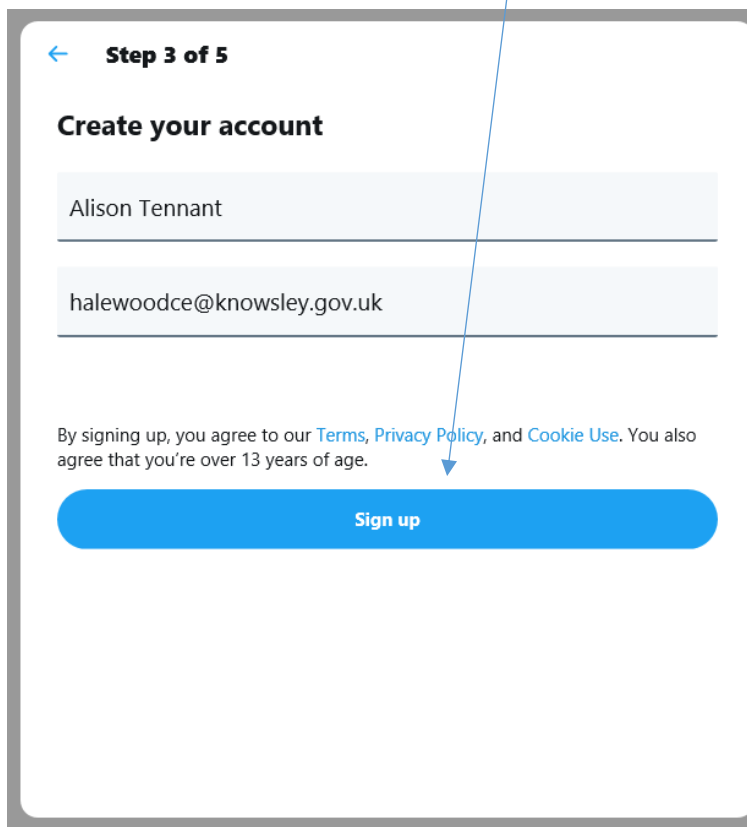
Get more out of Twitter
Receive email about your Twitter activity and recommendations.

Connect with people you know
Let others find your Twitter account by your email address.

Personalised ads
You will always see ads on Twitter based on your Twitter activity. When this setting is enabled, Twitter may further personalise ads from Twitter advertisers, on and off Twitter, by combining your Twitter activity with other online activity and information from our partners.

For more details about these settings, visit the [Help Center](#).

You are taken to this page, click "sign up"



← **Step 3 of 5**

Create your account

Alison Tennant

halewoodce@knowsley.gov.uk

By signing up, you agree to our [Terms](#), [Privacy Policy](#), and [Cookie Use](#). You also agree that you're over 13 years of age.

Sign up

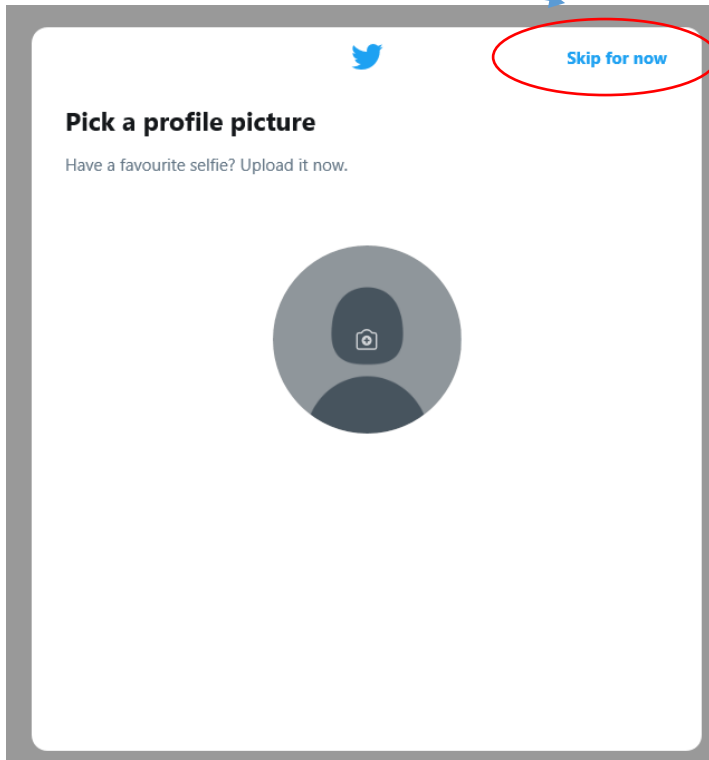
You will be sent a verification code to your e-mail address or phone – type it in the box below then click next

A screenshot of a mobile application interface for account verification. At the top left is a blue back arrow. At the top center is a blue Twitter bird icon. At the top right is a blue button labeled "Next", which is circled in red. Below the header, the text reads "We sent you a code". Underneath, it says "Enter it below to verify halewoodce@knowsley.gov.uk.". There is a text input field with the placeholder "Verification code" and a vertical cursor. Below the input field is a blue link that says "Didn't receive an email?".

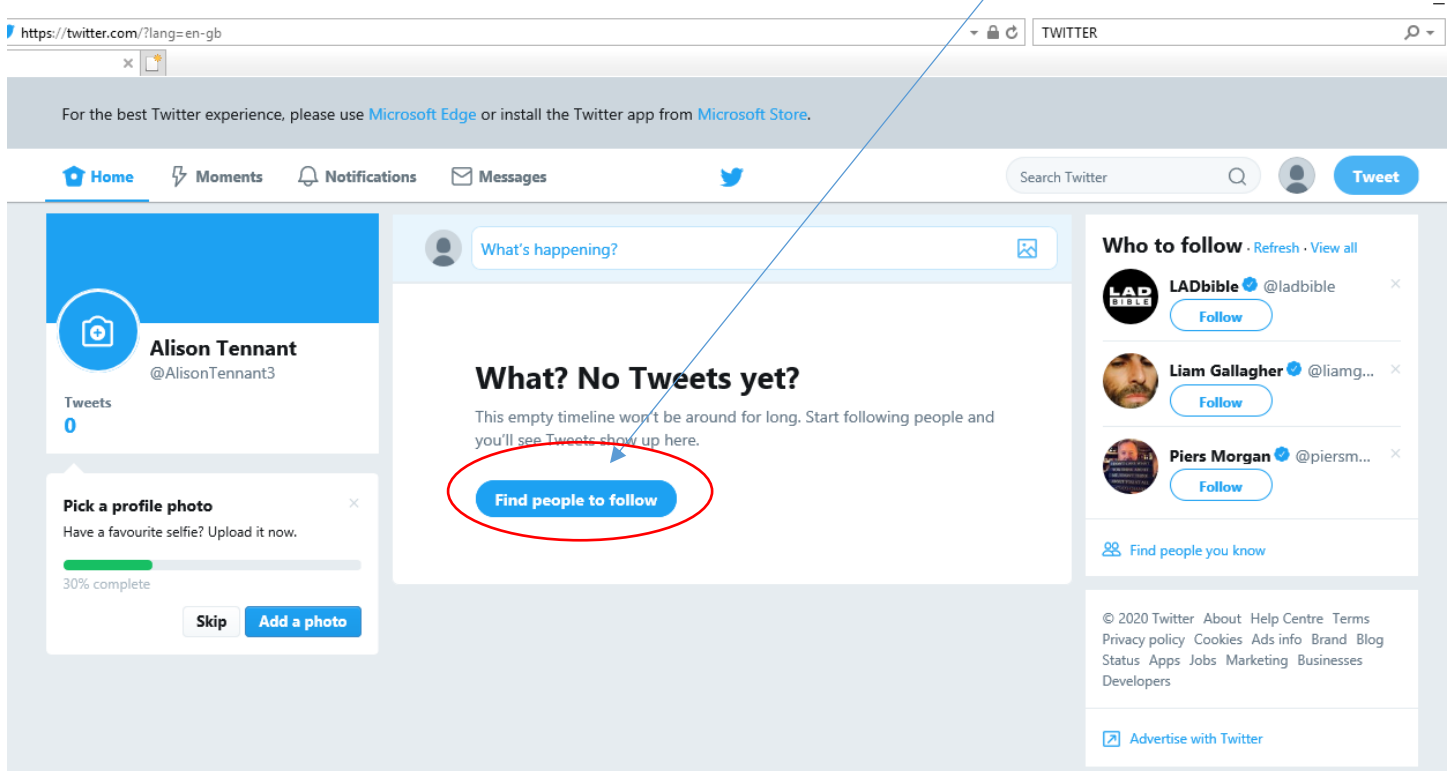
Create a password the click next

A screenshot of a mobile application interface for password creation. At the top left is a blue back arrow. At the top center is a blue Twitter bird icon. At the top right is a blue button labeled "Next", which is circled in red. Below the header, the text reads "You'll need a password". Underneath, it says "Make sure it's 6 characters or longer.". There is a text input field with the placeholder "Password" and a vertical cursor. Below the input field is a blue link that says "Reveal password".

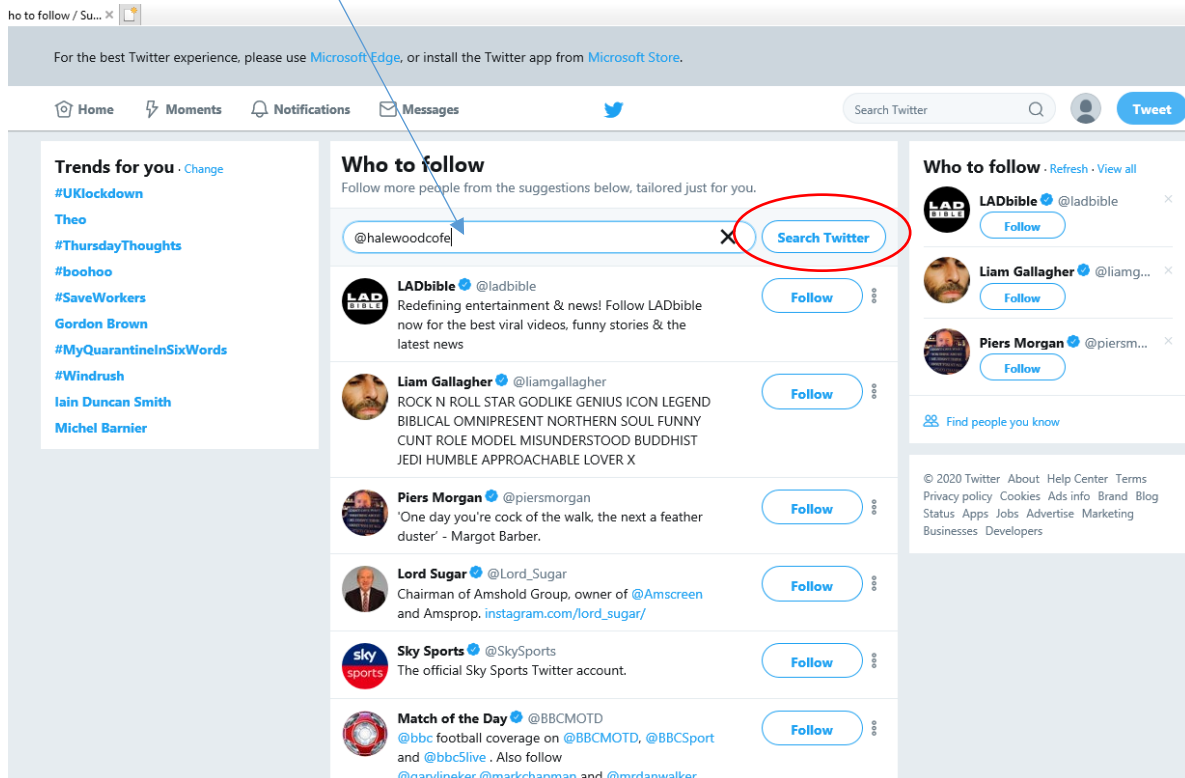
Press "skip for now" for the next 3 pages as you don't need to do any of this yet unless you want to



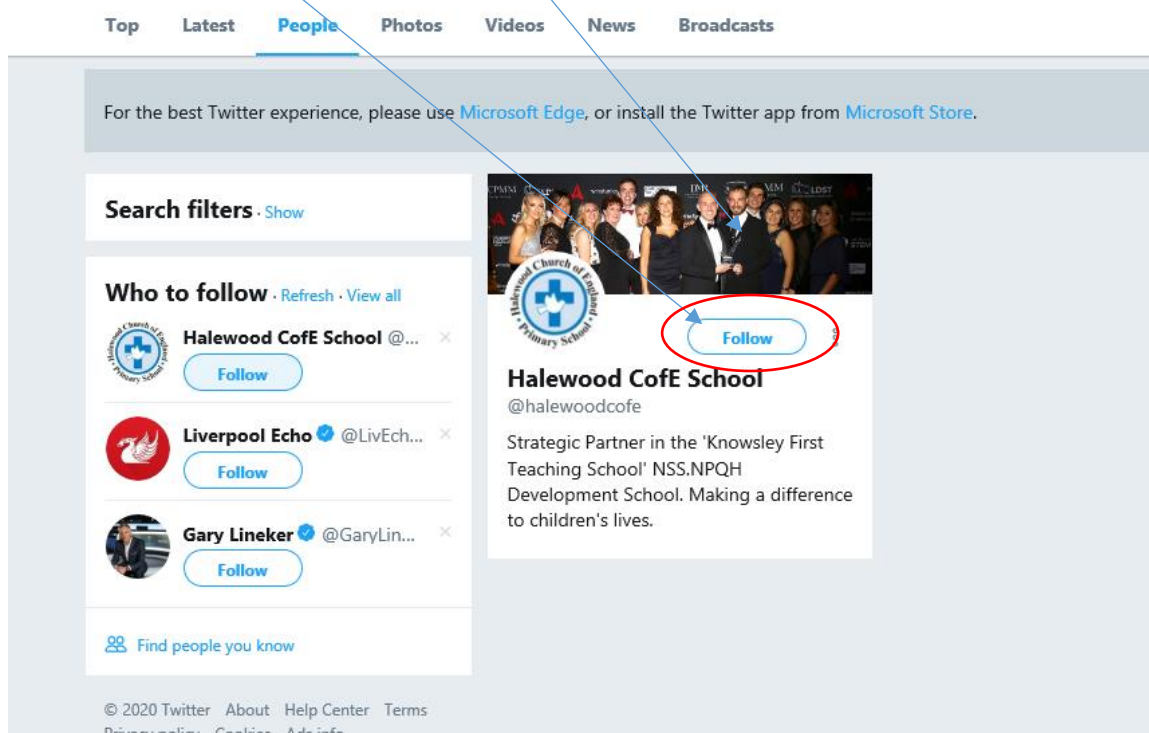
You have now created your twitter account. Click "find people to follow"



Type in "@halewoodcofe" in the search twitter box




Click "Follow" and then click the picture with our staff in it.



YOU CAN NOW FOLLOW SCHOOL

Home Moments Notifications Messages Search Twitter Tweet



Halewood Church of England Primary School

Tweets 9,434 Following 183 Followers 1,627 Likes 9,661 Following

Halewood CofE School
@halewoodcofe

Strategic Partner in the 'Knowsley First Teaching School' NSS.NPQH Development School. Making a difference to children's lives.

Liverpool
halewoodcofe.co.uk
Joined June 2011

Tweet to Halewood CofE School

Tweets Tweets & replies Media

Pinned Tweet

Halewood CofE School @halewoodcofe · 3h
Please see important message below.

work in:
Social Work
Supermarket Worker/Delivery Worker
Teacher
NHS Worker

Who to follow · Refresh · View all

- Followed by Halewood CofE School
Liverpool Diocesan School...
Follow
- Followed by Halewood CofE School
Educate Awards @Educat...
Follow
- Sudley Junior School** @S...
Follow